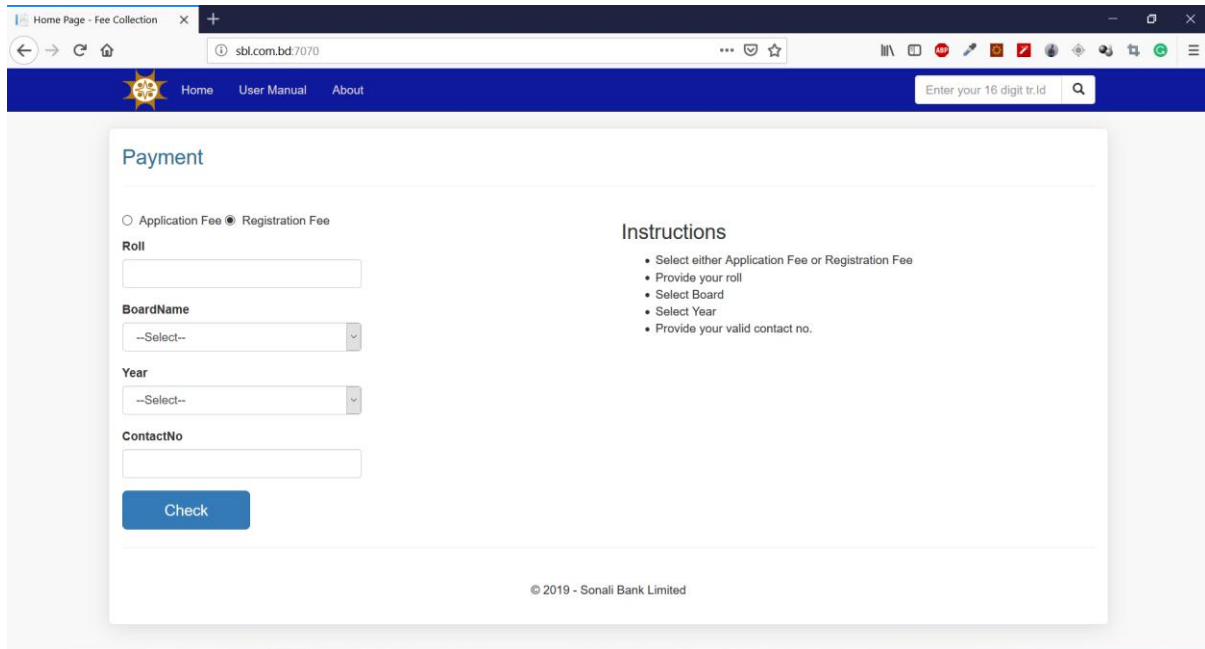


User Manual of Fee Collection

Prepared By: Sonali Bank Ltd. IT Division

1. Please go to the link <http://sbl.com.bd:7070/>



The screenshot shows a web browser window with the URL sbl.com.bd:7070. The page has a blue header with navigation links: Home, User Manual, and About. A search bar on the right contains the text "Enter your 16 digit tr.id". The main content area is titled "Payment" and contains the following form elements:

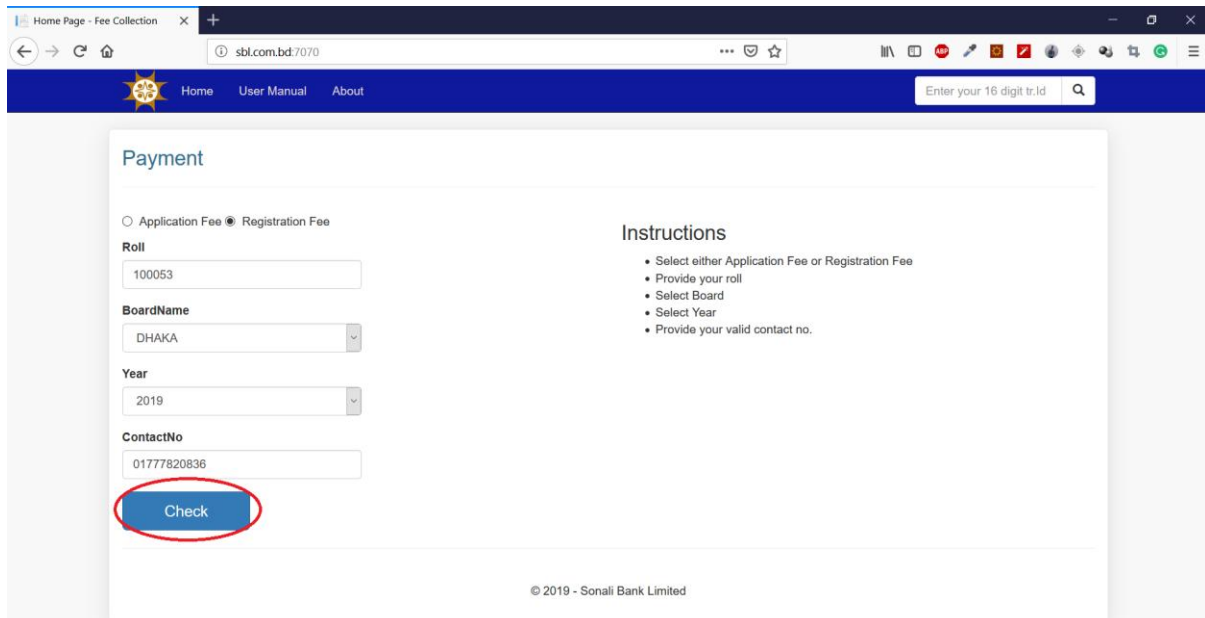
- Radio buttons for "Application Fee" (unselected) and "Registration Fee" (selected).
- A text input field for "Roll" which is empty.
- A dropdown menu for "BoardName" with "--Select--" selected.
- A dropdown menu for "Year" with "--Select--" selected.
- A text input field for "ContactNo" which is empty.
- A blue "Check" button.

To the right of the form is an "Instructions" section with a bulleted list:

- Select either Application Fee or Registration Fee
- Provide your roll
- Select Board
- Select Year
- Provide your valid contact no.

At the bottom of the page, there is a copyright notice: © 2019 - Sonali Bank Limited.

2. Please fill up all this field and click **Check** button



This screenshot shows the same "Payment" form as above, but with the following fields filled:

- "Roll": 100053
- "BoardName": DHAKA
- "Year": 2019
- "ContactNo": 01777820836

The blue "Check" button is now circled in red, indicating it should be clicked. The "Instructions" section and the copyright notice at the bottom remain the same.

3. If all data is valid then following information will be shown in the right section and to pay the amount click the highlighted button **Payment Request**

The screenshot shows a web browser window with the URL `sbl.com.bd:7070`. The page title is "Home Page - Fee Collection". The navigation bar includes "Home", "User Manual", and "About", along with a search box for "16 digit tr.id". The main content area is titled "Payment" and contains two sections. On the left, there are form fields for "Roll" (100053), "BoardName" (DHAKA), "Year" (2019), and "ContactNo" (01777820836), with a "Check" button below. On the right, a summary table displays the entered information, and a green "Payment Request" button is circled in red. A "Please review your information and make payment." message is positioned above the summary table.

Name	MD. ASIF RAIHAN PATOARI
Roll	100053
BoardName	dha
Year	2019
ContactNo	01777820836
Amount	195.00

4. Sonali Payment Gateway will be come. You can pay using Sonali bank account or Cards or Mobile banking methods. Here is the example for **Account Transfer**

The screenshot displays the "Sonali Payment Gateway" interface. The left sidebar shows "Payment Information" with details: "Payment To: Test Portal", "Payment By: MD. ASIF RAIHAN PATOARI", "Contact: 01777820836", and "Pay Amount: 195.00". A "Cancel" button is located below this information. The main area, titled "Payment Method", offers three options: "Sonali Bank", "Cards", and "Mobile Banking". Below these, "Account Transfer" is highlighted with a red circle, alongside "Counter" and another card payment icon. The footer features logos for "q2i", "ই-চালান", "BIDA", "BANGLADESH HI-TECH PARK AUTHORITY", and "Sonali Bank Ltd.", along with a "Norton SECURED" badge.

5. Please fill up with valid account information and press **Submit Request** button.

Sonali Payment Gateway

Payment Information

Payment To	Test Portal
Payment By	MD. ASIF RAIHAN PATOARI
Contact	01777820836
Pay Amount	195.00
Charge Amount	0.0

[Cancel](#)

Account Information

Account No:

Account Name:

Mobile No:

[Submit Request](#)

Partners: a2i, ঐ-ঢালান, BIDA, BANGLADESH HI-TECH PARK AUTHORITY

Sonali Bank Ltd.

6. After getting OTP and entering Valid OTP please click **Submit Confirmation** button

Sonali Payment Gateway

Payment Information

Payment To	Test Portal
Payment By	MD. ASIF RAIHAN PATOARI
Contact	01777820836
Pay Amount	195.00
Charge Amount	0.0

[Cancel](#)

Account Information

Account No : 0002601020966

Account Name : Md. Arafat Sardar

Mobile No : 01717722732

OTP :

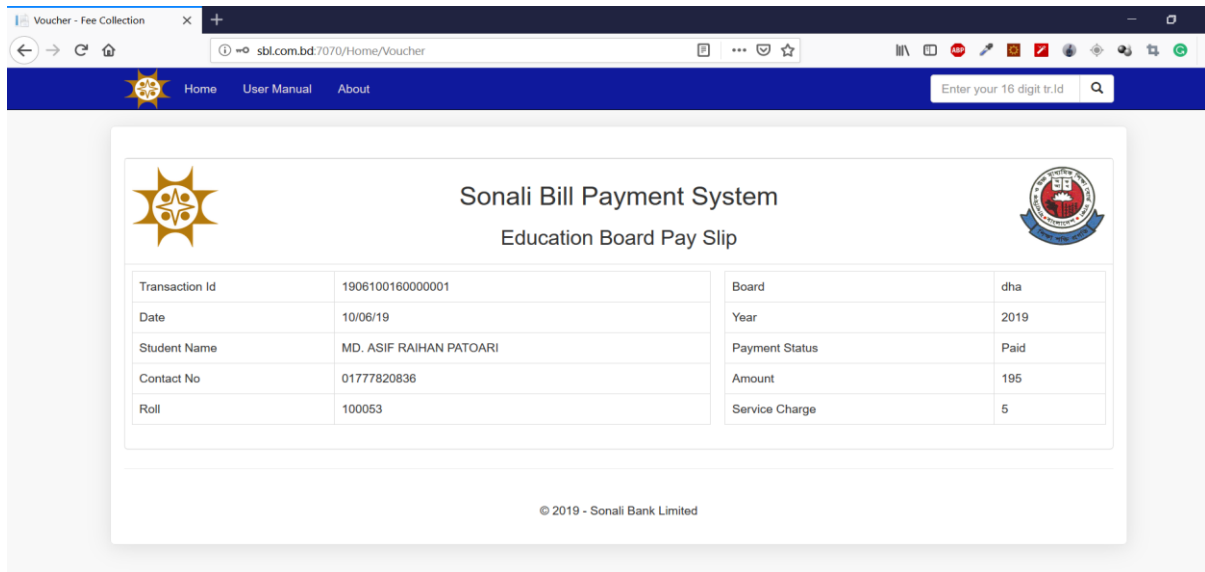
[OTP Resend](#)

[Submit Confirmation](#)

Partners: a2i, ঐ-ঢালান, BIDA, BANGLADESH HI-TECH PARK AUTHORITY

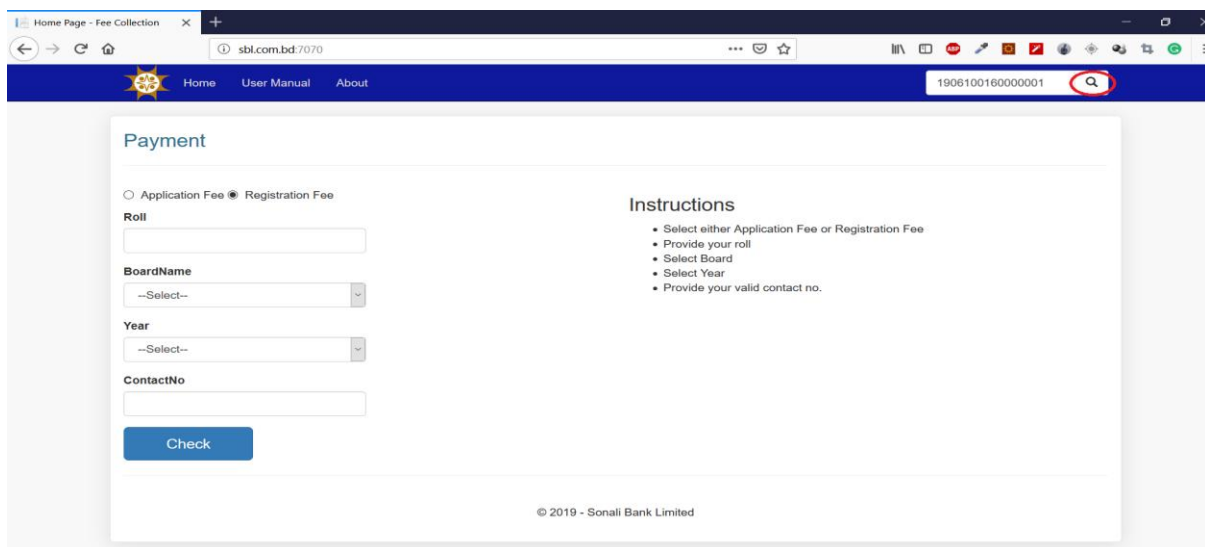
Sonali Bank Ltd.

7. A voucher page is generated. You can print by pressing **CTRL + P**



Searching:

1. To Show and print voucher of previous success transaction please enter the trxId



2. Searching result will be displayed that

